



*The
Repeater and Linking
Standard*

Features:

- Four Full-Featured Radio Ports, up to 12 ports total
- Digital Voice supports both .wav and .mp3 files
- Integrated Audio Delay, Squelch, CTCSS Decoding
- Streaming Voice over Internet Protocol (VoIP)
- Powerful DSP-based Digital Audio Interface
- USB Host and Slave ports, Ethernet and RS-232 Serial

Repeater and Linking has never experienced such an advanced product as the RLC-DSP404. With its total local and network management, streaming VoIP and powerful 600 MIPS Digital Signal Processor (DSP), the RLC-DSP404 will transform your repeater system into a more versatile and efficient digital system.

Supporting a native four radio ports, each with a dedicated audio input, two audio outputs, COR, CTCSS logic input (each with its own pull-up and pull-down switchable resistor), PTT output and full-duplex RS-232 port, your never limited on what your radio port can interface to.

All audio adjustments are controlled electronically, enabling on-site and off-site DTMF or network access to your site's audio levels. Digital voice recordings support

Bridging the Communications Gap

with **Link Communications**
RLC Repeater Controllers

virtually unlimited words, and multiple word libraries supporting .wav and .mp3 recordings. You can record your own words and messages and simply upload them to the controller utilizing the USB Host port from a thumb drive, or remotely using the Ethernet port.

Running under the embedded Linux OS operating system enables the DSP-404 to access other features not previously available to the repeater and linking market.


Let the RLC-DSP404 revolutionize your repeater system today!

Contact Link Communications, Inc. for more information.


For more information
www.link-comm.com

RLC-DSP404

Front View



Back View



Technical Specifications

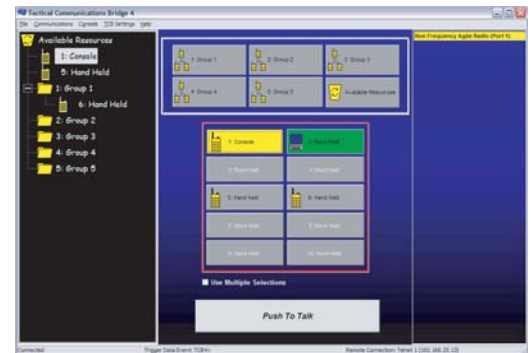
Radio Ports	4 Radio Ports (expandable to 12) with DB-9 connectors. Individual front panel LED's per port
Radio Port Signals	COR, CTCSS, (1) Audio Input, (2) Audio Output, RS-232. Discriminator and Speaker audio
Telemetry Port	7 Analog Inputs, 0-15V, 12 bit with temperature sensor switch, 8 Input Lines, 8 Output Lines
Time of Day Clock Option	WWVB Receiver serial port supporting the WWVB-404 optional receiver allows off-air time RX
Network/Connectivity	RS-232, 10/100 Ethernet Control Ports, USB Host, USB Slave and USB On-The-Goto (OTG) port
LED Display Feature	COR, CTCSS, DTMF/Tone, PTT display for each radio port. LCD Display optional (Contact Link)
Switch Features	RX gain, TX gain, CTCSS/Tone control, Pre/De-emphasis controls, COR and CTCSS pull up/dn
Other Features	Integrated audio delay, electronic soft-pot adjusters, Digital voice and message recorder, etc...

General Specifications

DC Input Power	11V-18V DC / 450mA mA DC @ +12V/DC. Anderson Power Pole latching connectors
Size/Weight	4.5" x 11" (DSP404 Board). Enclosed in a 19" 1U (1.75") case four ports, 2U (3.50") 8-12 ports
Temperature	Operating: -20°C to 60°C, Storage: -40°C to 80°C

Windows Graphical Remote Control Interface (RCI)

The RLC-DSP404 has integrated networking and streaming Voice over Internet Protocol (VoIP). When combined with Link Communications' powerful Remote Control Interface (RCI) software, a user can remotely manage and configure the RLC-DSP404 from anywhere via a simple network connection. A remote participant can fully communicate with or control any of the connected radios. Up to four management streams are supported.



Why use Link's RLC Repeater Controllers?

Link Communications' RLC Repeater Controller line is superior in both functionality and usability. Unlike other products, the RLC controllers have powerful software features, allowing unprecedented Repeater and Linking support. Besides being able to locally configure units, users can remotely configure them as well using the Windows™ Remote Control Interface (RCI) software which is available at **no cost** to the RLC-DSP404 owners and operators. Only the RLC-DSP404 can be completely remotely managed, operated (using the full-duplex VoIP streaming from your computer's microphone and speakers), programmed and monitored from anywhere in the world securely over the Internet or locally using your private Intranet.

Link Communications is a GSA authorized contractor.



Contract Number:
GS-35F-0061R

Link Communications, Inc. reserves the right to modify or adjust these specifications.

Website: www.link-comm.com

Orders: (800) 610-4085

Fax: (406) 245-4889



Link Communications, Inc.

Copyright (c) 2007 Link Communications, Inc. All Rights Reserved.

Tactical Communications Bridge and its Logo are Registered Trademarks of Link Communications, Inc. of Billings, MT